

# LOTUS PLANTER

The Lotus planter continues to express the family character of the series, with the central column shaped like a petal and a continuous combination of one petal to another. The overall flowerpot upper matches the rhythmic base of the petals below, achieving a more aesthetically pleasing ratio. This series is more suitable for home use with four reasonable sizes to meet your different plant needs.

Planter(L)  
KH8602A51ALU  
Φ40x42 cm  
Aluminum



Frame : Olive  
Frame : Anthracite



Frame : Olive Grey

Planter(XL)  
KH8602A51ALU  
Φ50x53 cm  
Aluminum



Frame : Olive  
Frame : Anthracite



Frame : Olive Grey

Planter(H)  
KH8602B51ALU  
Φ40x52 cm  
Aluminum



Frame : Olive



Frame : Orange



Frame : Olive Grey

Planter  
KH8602N51ALU  
Φ65x45 cm  
Aluminum/Teaklook



Frame : Juniper Green  
Top : Teaklook

Planter  
KH8602N51ALU  
Φ65x83 cm  
Aluminum/Teaklook



Frame : Silver Grey  
Top : Teaklook

FRAME:



Anthracite  
(72412)



Olive Grey  
(1215966)



Silver Grey  
(93328AC)



Olive  
(1219626)



Juniper Green  
(14940A)



Orange  
(1219624)

TOP:



Teak

# FRAME

ALL OUR ALUMINIUM FURNITURE IS POWDER COATED

---



WHITE MAT(1200371)




SAND( 70108 )



NUTMEG(491098HS)



OLIVE GREY( 1215966 )



SILVER GREY( 93328AC )



CURCUM(1216034)



ORANGE( 1219624 )




SANDSTONE( 48381H )



RED OCHER(680-48431H)



TERRA COTTA( 14797A )



OLIVE(1219626 )




JUNIPER GREEN( 14940A )




VIVID BLUE( 14995A )



MIDNIGHT BLUE(1219623)



BLACK MAT(13569A)



TAUPE(72522 )

# TOP

WOOD

---



TEAK

Powder coating serves as a protective layer that is tinted in a variety of colours. Aluminium furniture is ideal for use outdoors as well as indoors.